



NEW

QUADRO 45

series
design Siza Vieira



BR
White



AL
Aluminium


NEW

QUADRO 45

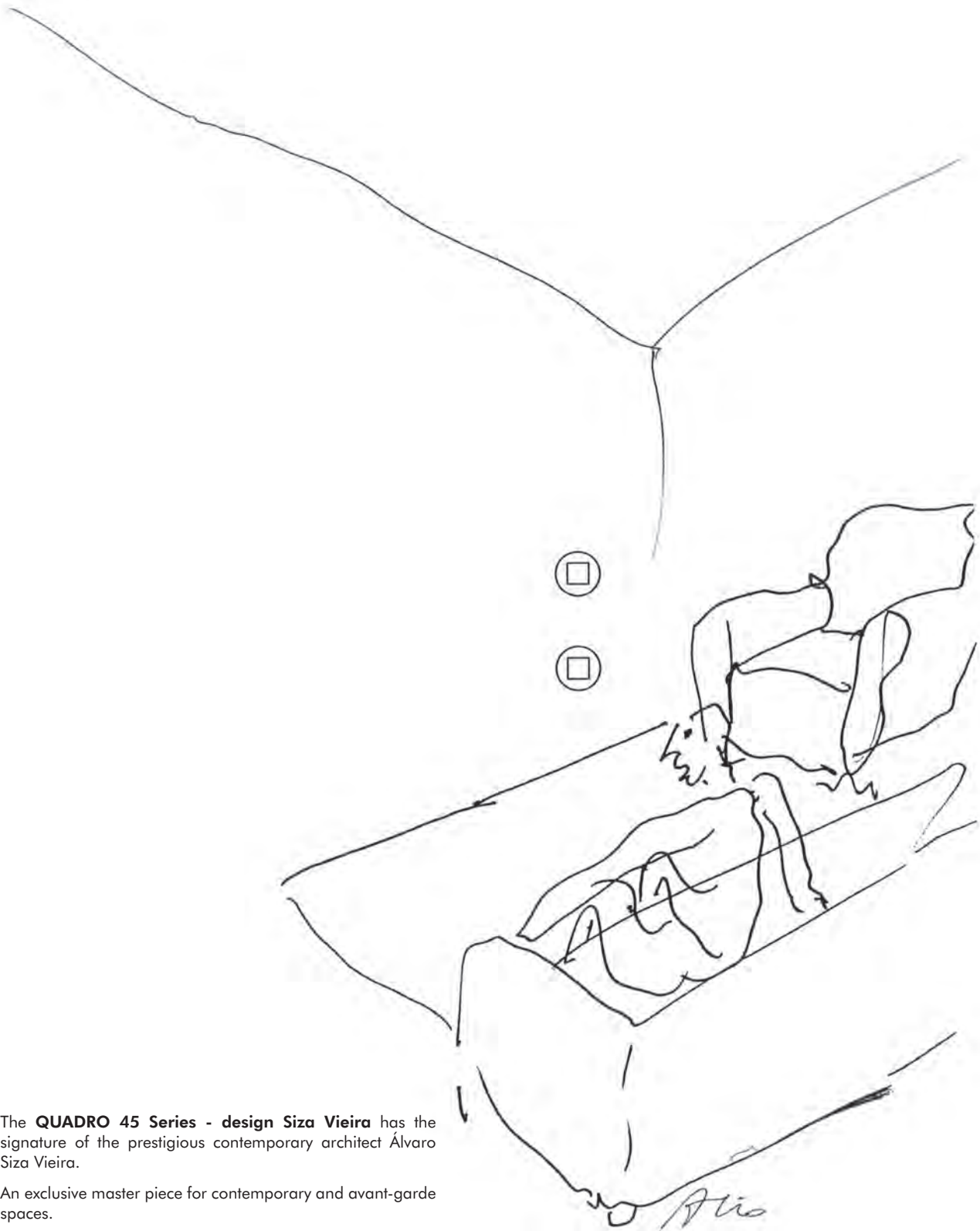
series



BR
White



AL
Aluminium



The **QUADRO 45 Series - design Siza Vieira** has the signature of the prestigious contemporary architect Álvaro Siza Vieira.


An exclusive master piece for contemporary and avant-garde spaces.

Available in White and Aluminium.


QUADRO 45

series



SEMI-ASSEMBLED
DEVICES




ADAPTER
(REF. 45993)



FRAME




COMPLETE PRODUCT




QUADRO 45
series
design Siza Vieira

QUADRO 45
series



QUADRO 45
series
design Siza Vieira



QUADRO 45
series

With a minimalist design, the **QUADRO 45 Series** reflects the modern and functional architectural current features.











Available in White and Aluminium.

INDEX












PAGE

■ SEMI-ASSEMBLED DEVICES	
– Control Devices	82
– Temperature Control	85
– Motion Detectors	85
– Electrical Blinds Control	86
– Voice and Data Sockets	87
– Accessories for Voice and Data Sockets	87
– Connectors	88
– Couplers for Fibre Optic Connectors	88
– Radio, Television and Satellite Sockets	89
– Energy Sockets	90
■ FRAMES	91
■ PRE-CABLED DOUBLE AND TRIPLE SOCKETS	92
■ MOUNTING ACCESSORIES FOR 10 SERIES - DISTRIBUTION AND 16 SERIES CABLE TRUNKINGS	93
■ MOUNTING ACCESSORIES FOR 10 SERIES - MINI CABLE TRUNKINGS	94
■ OTHER ACCESSORIES	94
■ COMPLETE DEVICES	96

CONTROL DEVICES (SEMI-ASSEMBLED DEVICES)












		Ref.	Color	Box (Un)
	Single Pole Switch - 2 Modules 10AX - 250V~	45011 S	BR AL	10 4
		NEW		
	Single Pole Switch - 1 Module 10AX - 250V~	45010 S	BR AL	10 4
	Single Pole Switch with Orienting Light - 2 Modules 10AX - 250V~ ■ To control electronic energy-saving lamps, we recommend the use of capacitors of 0,15µF 275V~ connected in parallel with the load to avoid the blinking in the lamp.	45012 S	BR AL	10 4
		NEW		
	Single Pole Switch with Orienting Light - 1 Module 10AX - 250V~ ■ To control electronic energy-saving lamps, we recommend the use of capacitors of 0,15µF 275V~ connected in parallel with the load to avoid the blinking in the lamp.	45015 S	BR AL	10 4
	Single Pole Switch with Pilot Lamp - 2 Modules 10AX - 250V~	45013 S	BR AL	10 4
		NEW		
	Single Pole Switch with Pilot Lamp - 1 Module 10AX - 250V~	45016 S	BR AL	10 4
	Two-pole Switch - 2 Modules 10AX - 250V~	45021 S	BR AL	10 4
		NEW		
	Two-pole Switch - 1 Module 10AX - 250V~	45020 S	BR AL	10 4
	Two-pole Switch with Pilot Lamp - 2 Modules 10AX - 250V~	45023 S	BR AL	10 4
		NEW		
	Two-pole Switch with Pilot Lamp - 1 Module 10AX - 250V~	45026 S	BR AL	10 4

CONTROL DEVICES (SEMI-ASSEMBLED DEVICES)




		Ref.	Color	Box (Un)
	<p>One Circuit Digital Time Switch - 2 Modules</p> <ul style="list-style-type: none"> ■ Rated voltage: 230V~ - 50Hz. ■ Breaking capacity: 16A. ■ Output type: ON, OFF and PULSE. <p>eco See Technical Data Sheet - page 185.</p>	45041 S	BR AL	1
	<p>Two Circuits Digital Time Switch - 2 Modules</p> <ul style="list-style-type: none"> ■ Rated voltage: 230V~ - 50Hz. ■ Breaking capacity: 6A + 6A. ■ Output type: ON, OFF and PULSE. <p>eco See Technical Data Sheet - page 185.</p>	45042 S	BR AL	1
	<p>Two Circuits Switch - 2 Modules</p> <p>10AX - 250V~</p> <p>NEW</p>	45061 S	BR AL	10 4
	<p>Two-way Switch - 2 Modules</p> <p>10AX - 250V~</p> <p>NEW</p>	45071 S	BR AL	10 4
	<p>Two-way Switch - 1 Module</p> <p>10AX - 250V~</p>	45070 S	BR AL	10 4
	<p>Two-way Switch with Orienting Light - 2 Modules</p> <p>10AX - 250V~</p> <ul style="list-style-type: none"> ■ To control electronic energy-saving lamps, we recommend the use of capacitors of 0,15μF 275V~ connected in parallel with the load to avoid the blinking in the lamp. <p>NEW</p>	45072 S	BR AL	10 4
	<p>Two-way Switch with Orienting Light - 1 Module</p> <p>10AX - 250V~</p> <ul style="list-style-type: none"> ■ To control electronic energy-saving lamps, we recommend the use of capacitors of 0,15μF 275V~ connected in parallel with the load to avoid the blinking in the lamp. 	45074 S	BR AL	10 4
	<p>Two-way Switch with Pilot Lamp - 2 Modules</p> <p>10AX - 250V~</p> <p>NEW</p>	45073 S	BR AL	10 4
	<p>Two-way Switch with Pilot Lamp - 1 Module</p> <p>10AX - 250V~</p>	45076 S	BR AL	10 4
	<p>Intermediate Switch - 2 Modules</p> <p>10AX - 250V~</p> <p>NEW</p>	45051 S	BR AL	10 4
	<p>Intermediate Switch with Orienting Light - 2 Modules</p> <p>10AX - 250V~</p> <ul style="list-style-type: none"> ■ To control electronic energy-saving lamps, we recommend the use of capacitors of 0,15μF 275V~ connected in parallel with the load to avoid the blinking in the lamp. <p>NEW</p>	45052 S	BR AL	10 4

QUADRO 45

CONTROL DEVICES (SEMI-ASSEMBLED DEVICES)



		Ref.	Color	Box (Un)	
	Rocker Push-button - 2 Modules 10A - 250V~	45151 S	BR AL	10 4	
		NEW			
	Rocker Push-button - 1 Module 10A - 250V~	45161 S	BR AL	10 4	
	Rocker Push-button (NO+NC) - 2 Modules 10A - 250V~	45150 S	BR AL	10 4	
		NEW			
	Rocker Push-button (NO+NC) - 1 Module 10A - 250V~	45166 S	BR AL	10 4	
	Rocker Push-button with Orienting Light - 250V~ - 2 Modules 10A - 250V~	45152 S	BR AL	10 4	
	Rocker Push-button with Orienting Light - 250V~ - 1 Module 10A - 250V~	45160 S	BR AL	10 4	
		NEW			
	Rocker Push-button with Orienting Light - 12V - 2 Modules 6A - 12V	45162 S	BR AL	10 4	
	Rocker Push-button with Orienting Light - 12V - 1 Module 6A - 12V	45163 S	BR AL	10 4	
	Double Push-button - 2 Modules 10A - 250V~	NEW	45156 S	BR AL	10 4
	Rocker Push-button/Two-way Switch - 2 Modules 10A - 250V~	NEW	45159 S	BR AL	10 4
	Electronic Very Low Tension 4-Gang Push-button - 2 Modules 12V $\overline{\text{---}}$ - 50mA / 32V $\overline{\text{---}}$ - 18mA See Technical Data Sheet - page 186.	45164 S	BR AL	1	

TEMPERATURE CONTROL (SEMI-ASSEMBLED DEVICES)











	Ref.	Color	Box (Un)
 <p>Programmable Chronothermostat - 2 Modules</p> <ul style="list-style-type: none"> ■ Rated voltage: 230V~ - 50Hz. ■ Breaking capacity: 16A. ■ Inverter contact (NO+NC), voltage free. ■ Range of temperature readings: -9°C to 35°C. ■ Optimized for electric floor heating. ■ Possibility of connecting the Floor Temperature Sensor (Ref. 81950), with automatic self detection. <p>■ See Technical Data Sheet - page 187.</p>	45232 S	BR AL	1
 <p>Thermostat with Infrared Remote Control - 2 Modules</p> <ul style="list-style-type: none"> ■ Rated voltage: 230V~ - 50Hz. ■ Breaking capacity: 16A. ■ Inverter contact (NO+NC), voltage free. ■ Range of temperature readings: -9°C to 35°C. ■ Optimized for electric floor heating. ■ Possibility to be controlled by the Infrared Remote Control Transmitter (Ref. 81902) or by the Infrared Remote Control Transmitter Multifunctions (Ref. 81900) - page 95. ■ Possibility of connecting the Floor Temperature Sensor (Ref. 81950), with automatic self detection. <p>■ See Technical Data Sheet - page 187.</p>	45233 S	BR AL	1
 <p>Floor Temperature Sensor for Programmable Chronothermostat and Thermostat with Infrared Remote Control</p> <ul style="list-style-type: none"> ■ Length: 4m. ■ Range: -10°C to 50°C. ■ IP67 ■ NTC 12K/25°C 	81950	—	1

QUADRO 45

MOTION DETECTORS (SEMI-ASSEMBLED DEVICES)







	Ref.	Color	Box (Un)
 <p>Motion Detector - 1000W - 2 Modules</p> <ul style="list-style-type: none"> ■ Wall mounting. ■ Rated voltage: 230V~ - 50Hz. ■ Sensibility regulation. ■ Range of detection: 8 meters. ■ Detection angle: 160°. ■ Inverter contact (NO+NC), voltage free. ■ Relay output, compatible with all types of electric loads. <p>■ See Technical Data Sheet - page 188.</p>	45401 S	BR AL	1
 <p>Motion Detector - 400W - 2 Modules</p> <ul style="list-style-type: none"> ■ Wall mounting. ■ Rated voltage: 230V~ - 50Hz. ■ Sensibility regulation. ■ Range of detection: 8 meters. ■ Detection angle: 160°. ■ Inverter contact (NO+NC), voltage free. ■ Relay output, compatible with all types of electric loads. <p>■ See Technical Data Sheet - page 188.</p>	45402 S	BR AL	1

ELECTRICAL BLINDS CONTROL (SEMI-ASSEMBLED DEVICES)

		Ref.	Color	Box (Un)
	<p>Venetian Switch - 2 Modules</p> <p>10A - 250V~</p> <ul style="list-style-type: none"> ■ Switch function. ■ Electrical and mechanical blockade against the appearance of two simultaneous orders. ■ Toggles automatically one rocker when the other is pressed. 	45293 S	BR AL	10 4
				
	<p>Venetian Switch with Mechanical Blockage - 2 Modules</p> <p>10A - 250V~</p> <ul style="list-style-type: none"> ■ Switch function. ■ Electrical and mechanical blockade against two occasional simultaneous orders. ■ It is necessary to press "STOP" before changing the direction of movement. 	45295 S	BR AL	10 4
	<p>General Blinds Control Module with Infrared Remote Control - 2 Modules</p> <ul style="list-style-type: none"> ■ Rated voltage: 230V~ - 50Hz. ■ Breaking capacity: 6A. ■ Possibility to be controlled by the Infrared Remote Control Transmitter for Blinds Control (Ref. 81901) or by the Infrared Remote Control Transmitter Multifunctions (Ref. 81900) - page 95. ■ 2 programmable functions (Up/Down). ■ Function: "Standby". <p> See Technical Data Sheet - page 189.</p>	45311 S	BR AL	1
	<p>Local Blinds Control Module with Infrared Remote Control - 2 Modules</p> <ul style="list-style-type: none"> ■ Rated voltage: 230V~ - 50Hz. ■ Breaking capacity: 6A. ■ Possibility to be controlled by the Infrared Remote Control Transmitter for Blinds Control (Ref. 81901) or by the Infrared Remote Control Transmitter Multifunctions (Ref. 81900) - page 95. <p> See Technical Data Sheet - page 1889.</p>	45312 S	BR AL	1
	<p>Venetian Double Push-button - 2 Modules</p> <p>10A - 250V~</p> <ul style="list-style-type: none"> ■ Push-button function. ■ Electrical blockade against two occasional simultaneous orders. 	45281 S	BR AL	10 4
				
	<p>Venetian Double Push-button for multiple points Blinds Control - 2 Modules</p> <p>10A - 250V~</p> <ul style="list-style-type: none"> ■ Push-button function. ■ Electrical blockade against two occasional simultaneous orders. ■ It allows to control a blind from several points. ■ To be used with Relay for Blinds Control (Ref. 81511) - page 95. 	45283 S	BR AL	10 4





■ S - Semi-assembled.
 ■ BR - White; AL - Aluminium.
 ■ eco - The products identified with this symbol improve the energy saving and contribute to the energy efficiency of the building.

VOICE AND DATA SOCKETS (SEMI-ASSEMBLED DEVICES)






		Ref.	Color	Box (Un)
	Module with 1 RJ45 Cat. 6 UTP Connector - 1 Module See Technical Data Sheet - page 241.	45978 S	BR AL	5 4
	Module with 1 RJ45 Cat. 5e UTP Connector - 1 Module See Technical Data Sheet - page 241.	45975 S	BR AL	5 4
	Module with 1 RJ11 Cat. 3 Connector - 1 Module	45972 S	BR AL	5 4
	Module with 1 RJ45 Cat. 6 STP Connector - 1 Module See Technical Data Sheet - page 241.	45988 S	BR AL	5 4
	Module with 1 RJ45 Cat. 5e STP Connector - 1 Module See Technical Data Sheet - page 241.	45985 S	BR AL	5 4
	Module with 1 Coaxial Connector Type F - 1 Module	45979 S	BR AL	5 4

QUADRO 45






ACCESSORIES FOR VOICE AND DATA SOCKETS (SEMI-ASSEMBLED DEVICES)

		Ref.	Color	Box (Un)
	Face Plate for 2 RJ45 Connectors - 2 Modules (Whitout connectors) ■ To be used with RJ Keystone type connector - page 88.	45971 S	BR AL	10 4
	Face Plate for 1 RJ45 Connector - 2 Modules (Whitout connectors) ■ To be used with RJ Keystone type connector - page 88.	45976 S	BR AL	10 4
	Face Plate for 1 RJ45 Connector - 1 Module (Whitout connectors) ■ To be used with RJ Keystone type connector - page 88.	45977 S	BR AL	20 4
	Blind Face Plate - 1 Module ■ To be used with Coaxial type F connector - page 153.	45970 S	BR MF AT PT GE PE AL IS PR GR PL CH	5 2







CONNECTORS

		Ref.	Color	Box (Un)
	RJ45 Cat. 6 UTP Connector (250 MHz) See Technical Data Sheet - page 241.	21978	—	10
	RJ45 Cat. 6 STP Connector (250 MHz) See Technical Data Sheet - page 241.	21988	—	10
	RJ45 Cat. 5e UTP Connector (100 MHz) See Technical Data Sheet - page 241.	21975	—	20
	RJ45 Cat. 5e STP Connector (100 MHz) See Technical Data Sheet - page 241.	21985	—	10
	RJ11 Cat. 3 Connector	21972	—	10

COUPLERS FOR FIBRE OPTIC CONNECTORS (SEMI-ASSEMBLED DEVICES)












		Ref.	Color	Box (Un)
	Module with Coupler for SC APC Duplex Fibre Optic Connector - 2 Modules See Technical Data Sheet - page 242.	45448 S	BR AL	10 4
	Module with Coupler for SC APC Simplex Fibre Optic Connector - 2 Modules See Technical Data Sheet - page 242.	45447 S	BR AL	10 4
	Module with Coupler for LC Duplex Fibre Optic Connector - 2 Modules See Technical Data Sheet - page 242.	45449 S	BR AL	10 4
	Protective Cover for Coupler for SC APC Simplex Fibre Optic Connector	NEW 82970	—	10
	Protective Cover for Coupler for SC APC Duplex Fibre Optic Connector	NEW 82971	—	10

RADIO, TELEVISION AND SATELLITE SOCKETS (SEMI-ASSEMBLED DEVICES)

		Ref.	Color	Box (Un)
STAR CONNECTION				
	<p>R - TV - SAT Socket Star Connection - 2 Modules</p> <ul style="list-style-type: none"> ■ 4 - 862 MHz: < 1dB. ■ 950 - 2400 MHz: < 3dB. ■ Current flow - 500 mA (DC). <p>See Technical Data Sheet - page 196.</p>	45543 S	BR AL	10 4
	<p>R - TV Socket Star Connection - 2 Modules</p> <ul style="list-style-type: none"> ■ 4 - 82 MHz: < 1dB. ■ 84 - 108 MHz: < 2dB. ■ 112 - 1000 MHz: < 1dB. <p>See Technical Data Sheet - page 196.</p>	45533 S	BR AL	10 4
SERIES CONNECTION				
	<p>R - TV - SAT Socket (Terminal Type) - 2 Modules</p> <ul style="list-style-type: none"> ■ 4 - 2400 MHz: < 5dB. ■ Current flow - 500 mA (DC). <p>See Technical Data Sheet - page 196.</p>	45555 S	BR AL	10 4
	<p>R - TV - SAT Socket (Crossover Type) - 2 Modules</p> <ul style="list-style-type: none"> ■ 4 - 2400 MHz: < 9dB. ■ Current flow - 500 mA (DC). ■ Insertion losses: 2dB. <p>See Technical Data Sheet - page 196.</p>	45565 S	BR AL	10 4
	<p>R - TV Socket (Terminal Type) - 2 Modules</p> <ul style="list-style-type: none"> ■ 4 - 82 MHz: < 5dB. ■ 84 - 108 MHz: < 6dB. ■ 112 - 1000 MHz: < 5dB. <p>See Technical Data Sheet - page 196.</p>	45564 S	BR AL	10 4
	<p>R - TV Socket (Crossover Type) - 2 Modules</p> <ul style="list-style-type: none"> ■ 4 - 1000 MHz: < 9dB. ■ Insertion losses: 2dB. <p>See Technical Data Sheet - page 196.</p>	45564 S	BR AL	10 4

QUADRO 45





ENERGY SOCKETS (SEMI-ASSEMBLED DEVICES)

		Ref.	Color	Box (Un)
	Safety Earth Socket (Schuko Type) - 2 Modules 16A - 250V~	45132 S	BR AL LR VD VM	10
	Earth Socket (Schuko Type) - 2 Modules 16A - 250V~	45131 S	BR AL LR VD VM	10
	Earth Socket (Schuko Type) with Blockage - 2 Modules 16A - 250V~ ■ With electrical shock protection.	45136 S	VM	10
	Earth Socket (Schuko Type) with Blockage and Signal Light - 2 Modules 16A - 250V~ ■ With electrical shock protection.	45137 S	VM	10
	Safety Earth Socket (French Type) - 2 Modules 16A - 250V~	45112 S	BR AL LR VD VM	10
	Earth Socket (French Type) - 2 Modules 16A - 250V~	45111 S	BR LR VD VM	10
	Earth Socket (French Type) with Blockage - 2 Modules 16A - 250V~ ■ With electrical shock protection.	45116 S	VM	10
	Earth Socket (French Type) with Blockage and Signal Light - 2 Modules 16A - 250V~ ■ With electrical shock protection.	45117 S	VM	10
	Safety Earth Socket (Euro-USA Type) - 2 Modules 15A - 127V~ / 16A - 250V~	45142 S	BR AL VM	10
	Earth Socket (Euro-USA Type) - 2 Modules 15A - 127V~ / 16A - 250V~	45140 S	BR AL VM	10
	Earth Socket (USA NEMA Type) - 2 Modules 15A - 127V~ ■ SASO 2204 ■ NEMA 5-15	45144 S	BR AL VM	10

FRAMES

QUADRO 45
series
design Siza Vieira





NEW

	SV Single Frame			SV Double Frame			SV Triple Frame			SV Four-Gang Frame					
	Ref.	Color	Box (Un)	Ref.	Color	Box (Un)	Ref.	Color	Box (Un)	Ref.	Color	Box (Un)			
	45911 T	BR AL	10 5		45921 T	BR AL	5 2		45931 T	BR AL	5 2		45941 T	BR AL	2

Note: Single, Double, Triple and Four-Gang Frames are assembled with **Adapter Q45 for Flush Mounting Devices** (Ref. 45993) - page 95.









QUADRO 45
series

NEW











	Single Frame			Double Frame			Triple Frame			Four-Gang Frame					
	Ref.	Color	Box (Un)	Ref.	Color	Box (Un)	Ref.	Color	Box (Un)	Ref.	Color	Box (Un)			
	45910 T	BR AL	20 5		45920 T	BR AL	10 2		45930 T	BR AL	5 2		45940 T	BR AL	2

Note: Single, Double, Triple and Four-Gang Frames are assembled with **Adapter Q45 for Flush Mounting Devices** (Ref. 45993) - page 95.

PRE-CABLED DOUBLE AND TRIPLE SOCKETS









		Ref.	Color	Box (Un)
	<p>Block of Two Safety Earth Sockets (Schuko Type) - 4 Modules 16A - 250V~</p> <ul style="list-style-type: none"> ■ To be used with mounting accessories for 10 Series - Distribution and 16 Series Cable Trunkings. 	45192 S	BR VM	10
	<p>Block of Two Earth Sockets (Schuko Type) - 4 Modules 16A - 250V~</p> <ul style="list-style-type: none"> ■ To be used with mounting accessories for 10 Series - Distribution and 16 Series Cable Trunkings. 	45190 S	BR VM	10
	<p>Block of Two Safety Earth Sockets (French Type) - 4 Modules 16A - 250V~</p> <ul style="list-style-type: none"> ■ To be used with mounting accessories for 10 Series - Distribution and 16 Series Cable Trunkings. 	45193 S	BR VM	10
	<p>Block of Two Earth Sockets (French Type) - 4 Modules 16A - 250V~</p> <ul style="list-style-type: none"> ■ To be used with mounting accessories for 10 Series - Distribution and 16 Series Cable Trunkings. 	45191 S	BR VM	10
	<p>Block of Three Safety Earth Sockets (Schuko Type) - 6 Modules 16A - 250V~</p> <ul style="list-style-type: none"> ■ To be used with mounting accessories for 10 Series - Distribution and 16 Series Cable Trunkings. 	45196 S	BR VM	10
	<p>Block of Three Earth Sockets (Schuko Type) - 6 Modules 16A - 250V~</p> <ul style="list-style-type: none"> ■ To be used with mounting accessories for 10 Series - Distribution and 16 Series Cable Trunkings. 	45194 S	BR VM	10
	<p>Block of Three Safety Earth Sockets (French Type) - 6 Modules 16A - 250V~</p> <ul style="list-style-type: none"> ■ To be used with mounting accessories for 10 Series - Distribution and 16 Series Cable Trunkings. 	45197 S	BR VM	10
	<p>Block of Three Earth Sockets (French Type) - 6 Modules 16A - 250V~</p> <ul style="list-style-type: none"> ■ To be used with mounting accessories for 10 Series - Distribution and 16 Series Cable Trunkings. 	45195 S	BR VM	10



MOUNTING ACCESSORIES FOR 10 SERIES - DISTRIBUTION AND 16 SERIES CABLE TRUNKINGS


	Ref.	Color	Box (Un)
 <p>Q45 Modular Adapter to Trunkings with 75mm Covers - 2 Modules ■ To be used in 10 Series - Distribution and 16 Series Cable Trunkings (Ref. 16020 CBR, 16040 CBR, 16050 CBR and 16060 CBR). ■ See assembly - page 147.</p>	10950 A	BR	20
	NEW		
 <p>Cover Plate for Q45 Modular Adapter to Trunkings with 75mm Covers - 2 Modules ■ See assembly - page 147.</p>	10959 A	BR	20
 <p>Q45 Adapter to Trunkings with 60/75mm Covers - 2 Modules ■ To be used in 10 Series - Distribution and 16 Series Cable Trunkings.</p>	10986 A	BR	20
 <p>Q45 Adapter to Trunkings with 75mm Covers - 4 Modules ■ To be used in 10 Series - Distribution and 16 Series Cable Trunkings (Ref. 16020 CBR, 16040 CBR, 16050 CBR and 16060 CBR).</p>	10952 A	BR	10
 <p>Q45 Adapter to Trunkings with 75mm Covers - 6 Modules ■ To be used in 10 Series - Distribution and 16 Series Cable Trunkings (Ref. 16020 CBR, 16040 CBR, 16050 CBR and 16060 CBR).</p>	10954 A	BR	10
 <p>Q45 Adapter to Trunkings with 60mm Covers - 4 Modules ■ To be used in 16 Series Cable Trunkings (Ref. 16010 CBR e 16030 CBR).</p>	10951 A	BR	10
 <p>Q45 Adapter to Trunkings with 60mm Covers - 6 Modules ■ To be used in 16 Series Cable Trunkings (Ref. 16010 CBR e 16030 CBR).</p>	10953 A	BR	10
 <p>Flush Mounting Box ■ To be used in installations with trunkings with L75 Covers.</p>	10984 A	BR	10
 <p>Semi-Flush Mounting Box ■ To be used in installations with trunkings with L75 Covers.</p>	10985 A	BR	10
 <p>LOGUS 90 Series QUADRO 45 Series Surface Mounting Box ■ To be used only with Single Frames in the QUADRO 45 Series.</p>	10976 A	BR MF	10

QUADRO 45











MOUNTING ACCESSORIES FOR 10 SERIES - MINI CABLE TRUNKINGS

		Ref.	Color	Box (Un)
LATERAL ADAPTERS				
	Q45 Lateral Adapter for 12x7 Trunking	10961 A	BR	10
	Q45 Lateral Adapter for 16x10 Trunking	10962 A	BR	10
	Q45 Lateral Adapter for 20x12,5 Trunking	10963 A	BR	10
	Q45 Lateral Adapter for 32x16 Trunking	10964 A	BR	10
	Q45 Lateral Adapter for 40x12,5 Trunking	10965 A	BR	10
	Q45 Lateral Adapter for 40x16 Trunking	10966 A	BR	10
	Q45 Lateral Adapter for 60x16 Trunking	10967 A	BR	10
	Q45 Lateral Adapter for 75x20 Trunking	10968 A	BR	10

FRONTAL ADAPTERS				
	Q45 Frontal Adapter for 60x16 Trunking ■ To be used in 10 Series Cable Trunkings (Ref. 10070 CBR).	10988 A	BR	10
	Q45 Frontal Adapter for 75x20 Trunking ■ To be used in 10 Series Cable Trunkings (Ref. 10140 CBR).	10989 A	BR	10

OTHER ACCESSORIES				
		Ref.	Color	Box (Un)
	Adapter for Q45 Modules to Electrical Panels	45990 A	BR	10





OTHER ACCESSORIES

			Ref.	Color	Box (Un)
	Adapter Q45 for Flush Mounting Devices	NEW	45993	—	10
	Blind Cover Plate - 2 Modules	NEW	45677 S	BR MF AT PT GE PE AL IS PR GR PL CH	20 5 5 5
	Blind Cover Plate - 1 Module	NEW	45973 S	BR MF AT PT GE PE AL IS PR GR PL CH	20 5 5 5
	Blocking Pin for Q45 Series Sockets		45991	—	25
	90° Positioner for 2 Modules <ul style="list-style-type: none"> To be used with semi-assembled devices of QUADRO 45 Series in Desktop Workstations and Columns. Possibility of mounting the devices with 90° rotation. 	NEW	45992	—	10
	Automatic Relay for Blinds Control <ul style="list-style-type: none"> Rated voltage: 230V~ – 50Hz. Breaking capacity: 6A. Temporized. Connect to the Double Push-buttons and to the Venetian Double Push-buttons. See Technical Data Sheet - page 191.		81512	—	1
	Relay for Blinds Control <ul style="list-style-type: none"> Rated voltage: 230V~ – 50Hz. Breaking capacity: 6A. Not temporized. Connect locally to Venetian Double Push-button (Ref. 21283 / 45283 S). For the centralized command of the installation, connect remotely to a Venetian Double Push-button (Ref. 21283 / 45283 S). See Technical Data Sheet - page 191.		81511	—	1
	Infrared Remote Control Transmitter Multifunctions <ul style="list-style-type: none"> To control the Thermostat with Infrared Remote Control. To control Blinds Control Modules with Infrared Remote Control. To control the Surrounding Sound System. It works with CR 2032 batteries, not included. 	NEW	81900	—	1
	Infrared Remote Control Transmitter for Blinds Control <ul style="list-style-type: none"> 4 groups of buttons with 2 programmable functions. It works with 2 AAA batteries, not included. 		81901	—	1
	Infrared Remote Control Transmitter for Thermostat <ul style="list-style-type: none"> 2 groups of buttons to associate with Blinds Control. It works with 2 AAA batteries, not included. 		81902	—	1








QUADRO 45

COMPLETE DEVICES









MONOBLOCK SOCKETS FOR TRUNKINGS WITH COVERS OF 60mm (L60) AND 75mm (L75) WIDTH

		Ref.	Color	Box (Un)
	Monoblock Safety Earth Socket (Schuko Type) L60/L75 - 2 Modules 16A - 250V~	45138 C	BR VM	10
	Monoblock Earth Socket (Schuko Type) L60/L75 - 2 Modules 16A - 250V~	45135 C	BR VM	10
	Monoblock Safety Earth Socket (French Type) L60/L75 - 2 Modules 16A - 250V~	45118 C	BR VM	10
	Monoblock Earth Socket (French Type) L60/L75 - 2 Modules 16A - 250V~	45115 C	BR VM	10

PRE-CABLED DOUBLE AND TRIPLE MONOBLOCK SOCKETS FOR TRUNKINGS WITH COVERS OF 60mm WIDTH (L60)




		Ref.	Color	Box (Un)
	Block of Two Safety Earth Sockets (Schuko Type) L60 - 4 Modules 16A - 250V~	45273 C	BR VM	10
	Block of Two Earth Sockets (Schuko Type) L60 - 4 Modules 16A - 250V~	45270 C	BR VM	10
	Block of Two Safety Earth Sockets (French Type) L60 - 4 Modules 16A - 250V~	45274 C	BR VM	10
	Block of Two Earth Sockets (French Type) L60 - 4 Modules 16A - 250V~	45272 C	BR VM	10
	Block of Three Safety Earth Sockets (Schuko Type) L60 - 6 Modules 16A - 250V~	45277 C	BR VM	10
	Block of Three Earth Sockets (Schuko Type) L60 - 6 Modules 16A - 250V~	45275 C	BR VM	10
	Block of Three Safety Earth Sockets (French Type) L60 - 6 Modules 16A - 250V~	45278 C	BR VM	10
	Block of Three Earth Sockets (French Type) L60 - 6 Modules 16A - 250V~	45276 C	BR VM	10

PRE-CABLED DOUBLE AND TRIPLE MONOBLOCK SOCKETS FOR TRUNKINGS WITH COVERS OF 75mm WIDTH (L75)

		Ref.	Color	Box (Un)
	Block of Two Safety Earth Sockets (Schuko Type) L75 - 4 Modules 16A - 250V~	45262 C	BR VM	10
	Block of Two Earth Sockets (Schuko Type) L75- 4 Modules 16A - 250V~	45260 C	BR VM	10
	Block of Two Safety Earth Sockets (French Type) L75 - 4 Modules 16A - 250V~	45263 C	BR VM	10
	Block of Two Earth Sockets (French Type) L75 - 4 Modules 16A - 250V~	45261 C	BR VM	10
	Block of Three Safety Earth Sockets (Schuko Type) L75 - 6 Modules 16A - 250V~	45266 C	BR VM	10
	Block of Three Earth Sockets (Schuko Type) L75 - 6 Modules 16A - 250V~	45264 C	BR VM	10
	Block of Three Safety Earth Sockets (French Type) L75 - 6 Modules 16A - 250V~	45267 C	BR VM	10
	Block of Three Earth Sockets (French Type) L75 - 6 Modules 16A - 250V~	45265 C	BR VM	10

QUADRO 45

MODULAR PRE-CABLED DOUBLE AND TRIPLE MONOBLOCK SOCKETS FOR TRUNKINGS WITH COVERS OF 75mm WIDTH (L75)

		Ref.	Color	Box (Un)
	Block of Two Safety Modular Earth Sockets (Schuko Type) L75 - 4 Modules 16A - 250V~	45240 C	BR VM	10
		NEW		
	Block of Two Modular Earth Sockets (Schuko Type) L75 - 4 Modules 16A - 250V~	45241 C	BR VM	10
	Block of Two Safety Modular Earth Sockets (French Type) L75 - 4 Modules 16A - 250V~	45246 C	BR VM	10
		NEW		
	Block of Three Safety Modular Earth Sockets (Schuko Type) L75 - 6 Modules 16A - 250V~	45242 C	BR VM	10
		NEW		
	Block of Three Modular Earth Sockets (Schuko Type) L75 - 6 Modules 16A - 250V~	45243 C	BR VM	10
	Block of Three Safety Modular Earth Sockets (French Type) L75 - 6 Modules 16A - 250V~	45247 C	BR VM	10
		NEW		